

2023

ROAD TO NET ZERO

T&B (CONTRACTORS) LTD

INTRODUCTION

This report utilises the standards set out within the global Green House Gas (GHG) Protocol and sets out T&B's vision towards achieving Net Zero.

KEY ELEMENTS INCLUDE

- A commitment to Net Zero for Scope 1 & 2 emissions by 2040 and Net Zero for our Scope 3 emissions by 2045.
- There was a 26% (333 tCO₂e) reduction in carbon emissions between 2019 & 2020. Much of this reduction can be attributed to a reduction in activity as a result of the Global Pandemic of 2020. This makes the overall impact of any carbon reduction actions difficult to assess.
- When effects of activity and turnover are removed the real-term reduction from 2019 was an 8.67% reduction in total tCO₂e.
- We have saved 359.49tCO₂e from 2019 levels with a further 3% reduction on 2020 levels. Whilst this represents a near 30% reduction in total CO₂e over the period, measures of carbon intensity (i.e. tCO₂e per £million spend) show a slower rate of decline at 11.18% since 2019.
- The most significant contributors to our emissions come from the combustion of fuel either within direct staff commuting (from our owned/operated cars and vans) or from the transport and distribution of products to our sites.
- The reductions from 2020 levels have been maintained despite a return to more normal working patterns.
- Whilst we have seen a return to more normal patterns of work, policies such as dynamic working, use of remote meetings and a move to electric and hybrid vehicles, have seen the reductions in tCO₂e to post pandemic, maintained.
- Actions within the Carbon Reduction Plan focus on the areas where we can have the largest impact including working towards the electrification of the company fleet and mandating FORS for suppliers.
- To ensure that change is delivered it is proposed that a working group lead by a member of the Senior Executive Team is appointed.

OUR COMMITMENT TO ACHIEVING NET ZERO

T&B are committed to achieving Net Zero emissions by 2040 for our Scope 1 & 2 Emissions and by 2045 for our Scope 3 Emissions.

Climate Change is one of the most pressing problems facing our world today. It affects everyone - from families worrying about their children's futures, to pension funds deciding where to invest. So, it is in the interest of everyone that we see systemic change that averts climate catastrophe and unlocks the potential of green growth.

At T&B, we believe the business community has a key role to play in making that happen, and we are determined to play our part. That is why we are making a science-based commitment to reach net zero greenhouse gas emissions.



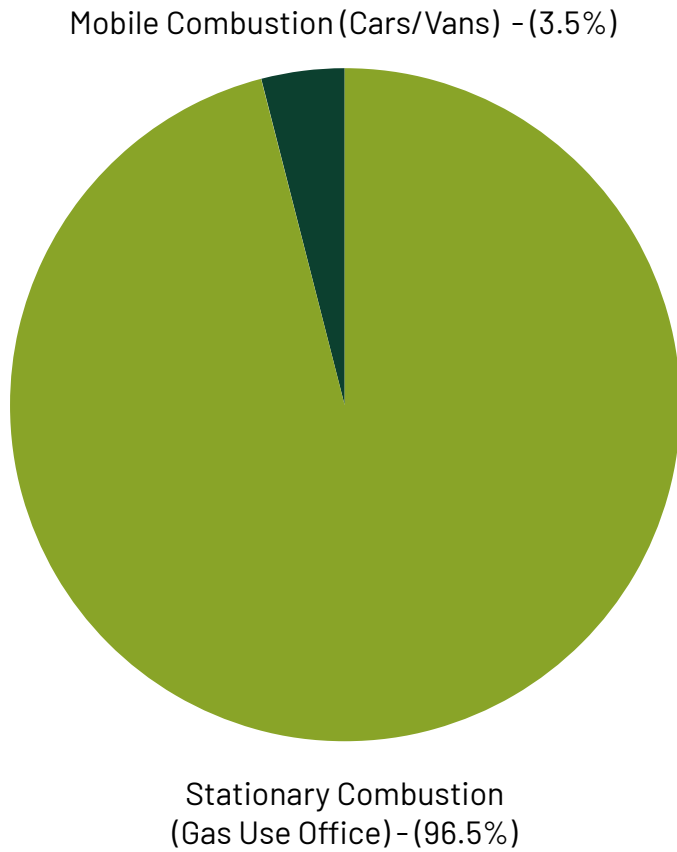
Rob Wishart

Joint-Managing Director
T&B(Contractors)Ltd

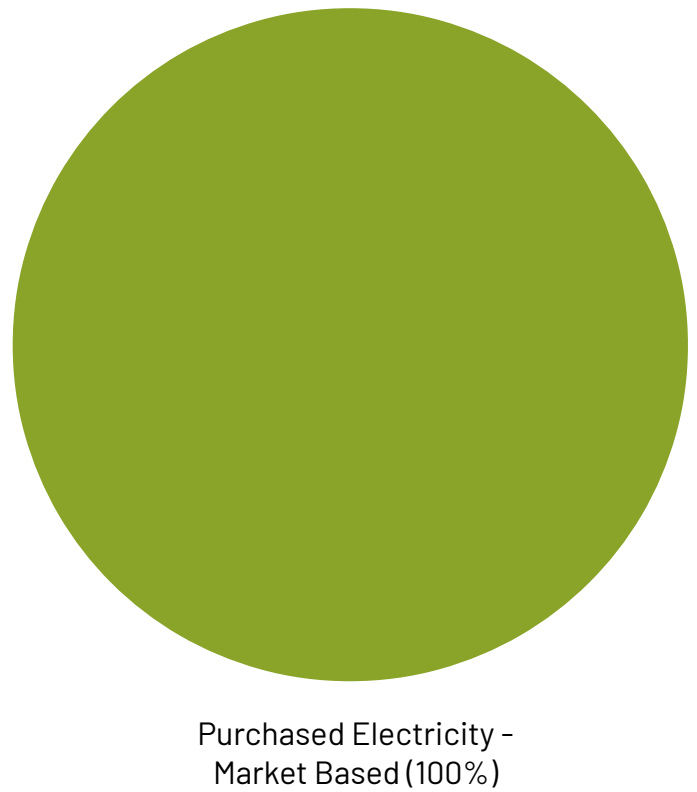
GHG EMISSIONS (tCO2e)

SCOPE	ACTIVITY TYPE	2019	2020	2021	2022
Scope 1	Stationary Combustion (Gas Use Office)	16.009	16.075	18.45	15.03
	Mobile Combustion (Cars/Vans)	579.84	436.45	395.44	396.06
	Fugitive Emissions from air-conditioning	0.00	0.00	0.00	0.00
	Scope 1 - TOTAL	595.85	452.53	413.89	411.09
Scope 2	Purchased Electricity - Market Based	201.49	163.84	163.95	154.45
	Scope 2 - TOTAL	201.49	163.84	163.95	154.45
Scope 3	Upstream Transport & Distribution	248.34	233.89	205.80	203.81
	Waste Generated in Operations	102.57	61.32	69.28	27.67
	Business Travel	5.25	2.85	5.14	5.28
	Employee Commuting	118.97	24.78	54.92	50.29
	Scope 3 - Total	475.13	322.84	335.14	287.05
	Total	1272.47	939.21	912.98	852.58
	Total Reduction (%)	N/A	26%	3%	7%
KPI's	tCO2e/ £Million Turnover (S1&2)	13.95	13.35	12.52	-
	tCO2e/ £Million Turnover (S3)	8.32	6.99	7.26	-
	tCO2e/ £Million Turnover	22.27	20.34	19.78	8.78

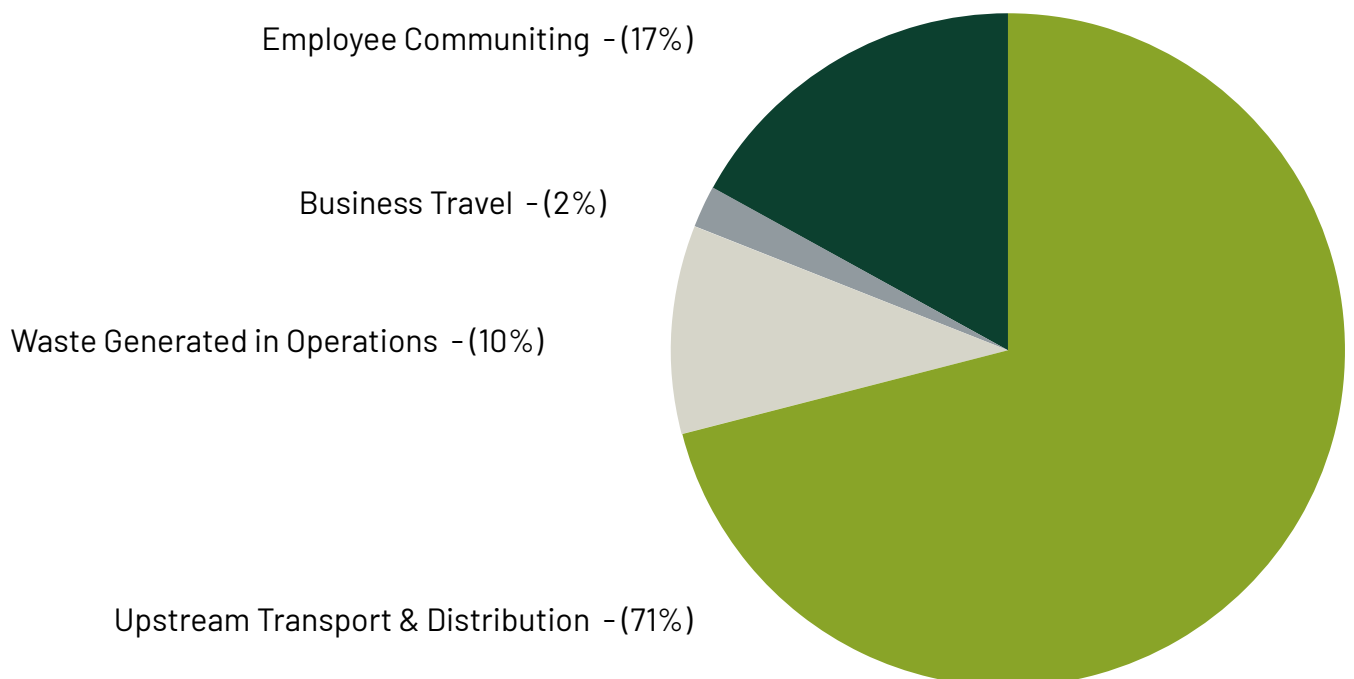
Scope 1 Emissions



Scope 2 Emissions



Scope 3 Emissions



T&B (CONTRACTORS) LTD

RIVERSIDE HOUSE
PLACE FARM
WHEATHAMPSTEAD
HERTFORDSHIRE
AL4 8SB

TANDBCONTRACTORS.COM

